

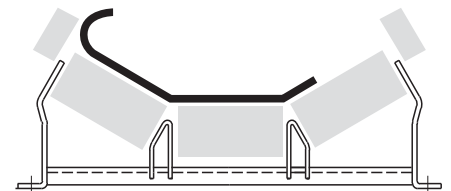
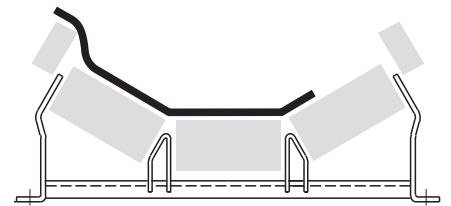
### 2.5.6 - Guide rollers

For various reasons, the conveyor belt may at times, tend to drift laterally. In these cases it is possible to utilise vertical rollers with cantilevered spindles. These are generally known as belt guide rollers.

It is necessary however to pay particular attention to the use to which these rollers are put, so that the forces on the guide roller by the belt do not damage the belt edge.

In other words, guiding does not eliminate the true reason for the belt tracking off. Consequently, the belt may ride over the guide roller or become distorted against it (see drawings).

For these reasons it is advisable to always use guide rollers on the most suitable transom, the self-centralising, transom which rotates automatically whenever the belt tracks off conveyor centre and self-corrects.





## 2 Rollers

### Series PS

They are assembled using spherical ball bearings, protected by labyrinth seals and constructed with similar characteristics to the series PSV.

In the following tables the various types are indicated with standard lengths and diameters.

On request non standard diameters, lengths and roller shell thicknesses may be supplied.



guide roller											
type	D	s	d	B	C	m	e	*	bearing	weight	
	mm										Kg
PSV/G7-NCD	60	8	20	100	108	35	8	M16	6204	1.4	
PSV/G7-NCD	60	8	20	100	108	35	8	Self centralising frames S18	6204	1.4	

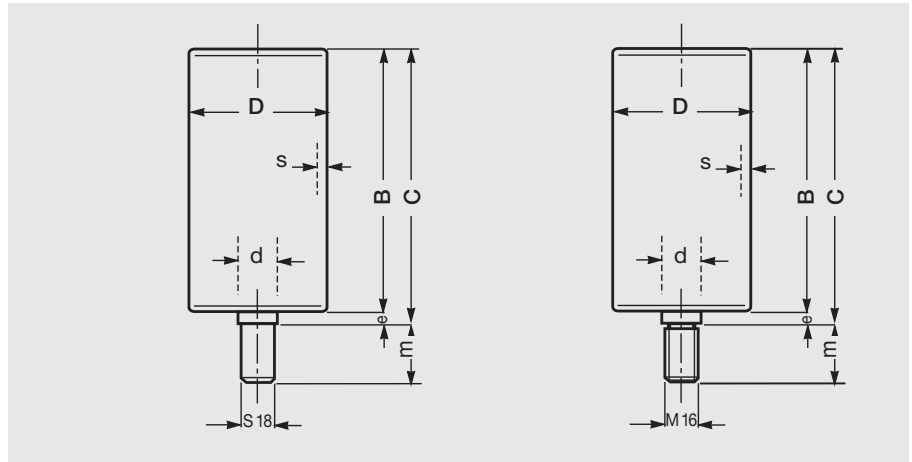
### Series MPS - RTL

These are the most cost effective series of guide rollers designed and produced with the identical characteristics to the load carrying roller itself, of high quality and capacity.

guide roller											
type	D	s	d	B	C	m	e	M	bearing	weight	
	mm										Kg
MPS/G7	60	3	15	80	88	33	8	14	6202	0.9	
				100	108					0.9	
RTL/G7	60	2	15	80	88	33	8	14	6202	0.8	
				100	108					0.8	

#### Example of ordering

PSV/G7-NCD, 20M16, 60N, 108  
 MPS/G7, 15M14, 60N, 108  
 RTL/G7, 15M14, 60N, 88



**guide roller**

type	D	s	d	B	C	m	e	M	bearing	weight
	mm									
PSV/G1-FCD	63	3	20	130	138	35	8	16	6204	1.9
				150	158					2.1
PSV/G1-FCD	89	3	20	130	138	35	8	16	6204	1.9
				150	158					2.2
PSV/G2-FCD			25	130	138	35	8	20	6205	2.0
				150	158					2.1
PSV/G3-FCD			30	130	138	40	8	24	6206	2.7
				150	158					3.1
PSV/G1-FCD	108	3,5	20	130	138	35	8	16	6204	2.4
				150	158					2.7
PSV/G2-FCD			25	130	138	35	8	20	6205	2.1
				150	158					2.6
PSV/G3-FCD			30	130	138	40	8	24	6206	2.9
				150	158					3.4
PSV/G1-FCD	133	4	20	130	138	35	8	16	6204	3.1
				150	158					3.5
PSV/G2-FCD			25	130	138	35	8	20	6205	2.8
				150	158					3.4
PSV/G3-FCD			30	130	138	40	8	24	6206	3.6
				150	158					4.1

**Example of ordering**  
 PSV/G1-FCD, 20M16, 89N, 138  
 PSV/G2-FCD, 25M20, 108N, 158  
 PSV/G3-FCD-FHD, 30M24, 133N, 158